

Statistics

	Average	Maximum	Minimum	Max/Min	Avg/Min
FOOTBALL	50.5	59.9	36.1	1.7	1.4





One Lithonia Way Conyers, GA 30012


These lighting calculations are not a substitute for an independent engineering analysis of lighting system suitability and safety.

Luminaire Schedule

Symbol	Qty	Catalog No.	Lamp	Initial Lumens
N	52	ASPX5M GN	MH1500/BU-HOR	151900
M	12	ASPX5M GM	MH1500/BU-HOR	151900

A2 
(-150, 180)

B1 
(0, 180)

A1 
(150, 180)


36	36	39	48	42	37	37	42	48	39	36	36
44	45	49	56	53	49	49	53	56	49	45	44
48	55	58	58	59	56	56	59	58	58	55	48
48	58	60	58	60	59	59	60	58	60	58	48
48	58	60	58	60	59	59	60	58	60	58	48
48	55	58	58	59	56	56	59	58	58	55	48
44	45	49	56	53	49	49	53	56	49	45	44
36	36	39	48	42	37	37	42	48	39	36	36


Notes


- 1) Levels shown are maintained horizontal illuminance.
- 2) Based on a light loss factor of .80
- 3) Results are shown in units of footcandles.
- 4) Levels shown are taken 3 Feet above grade.
- 5) Includes effects of lamp operating position.
- 6) EPA does not include bracketry
- 7) Levels based on rated input voltage supplied to ballast

Luminaire Legend

Pole	Quantity	EPA[FT SQ]	Power[KVA]	Height
A1	11	36.3	17.71	90
A2	11	36.3	17.71	90
A3	11	36.3	17.71	90
A4	11	36.3	17.71	90
B1	10	33	16.1	90
B2	10	33	16.1	90

A4 
(-150,-180)

B2 
(0,-180)

A3 
(150,-180)

Drawing Number:	Drawn By:
FB652AS	Approved:
Sheet 1 of 1	Date: 10/13/03
	Scale: 1 Inch = 100 Feet

TYPICAL FOOTBALL FIELD
6 POLE 50FC LAYOUT