

Statistics

	Average	Maximum	Minimum	Max/Min	Avg/Min
SOCCER	51.7	60.4	43.8	1.4	1.2





One Lithonia Way Conyers, GA 30012

These lighting calculations are not a substitute for an independent engineering analysis of lighting system suitability and safety.


Luminaire Schedule


Symbol	Qty	Catalog No.	Lamp	Initial Lumens
N	64	ASPX5M GN	MH1500/BU-HOR	151900
M	16	ASPX5M GM	MH1500/BU-HOR	151900

A2 
(-90, 172)

A1 
(90, 172)

+	+	+	+	+	+	+	+	+	+	+	+	+	+	+			
48	55	46	47	48	44	49	46	44	44	46	49	44	48	47	46	55	48
+	+	+	+	+	+	+	+	+	+	+	+	+	+	+	+	+	+
48	55	46	48	51	45	46	47	44	44	47	46	45	51	48	46	55	48
+	+	+	+	+	+	+	+	+	+	+	+	+	+	+	+	+	+
45	55	50	50	50	44	45	49	50	50	49	45	44	50	50	50	55	45
+	+	+	+	+	+	+	+	+	+	+	+	+	+	+	+	+	+
45	58	58	57	56	53	55	58	57	57	58	55	53	56	57	58	58	45
+	+	+	+	+	+	+	+	+	+	+	+	+	+	+	+	+	+
46	57	59	58	58	57	59	60	60	60	60	59	57	58	58	59	57	46
+	+	+	+	+	+	+	+	+	+	+	+	+	+	+	+	+	+
45	56	60	60	59	59	60	60	59	59	60	60	59	59	60	60	56	45
+	+	+	+	+	+	+	+	+	+	+	+	+	+	+	+	+	+
46	57	59	58	58	57	59	60	60	60	60	59	57	58	58	59	57	46
+	+	+	+	+	+	+	+	+	+	+	+	+	+	+	+	+	+
45	58	58	57	56	53	55	58	57	57	58	55	53	56	57	58	58	45
+	+	+	+	+	+	+	+	+	+	+	+	+	+	+	+	+	+
45	55	50	50	50	44	45	49	50	50	49	45	44	50	50	50	55	45
+	+	+	+	+	+	+	+	+	+	+	+	+	+	+	+	+	+
48	55	46	48	51	45	46	47	44	44	47	46	45	51	48	46	55	48
+	+	+	+	+	+	+	+	+	+	+	+	+	+	+	+	+	+
48	55	46	47	48	44	49	46	44	44	46	49	44	48	47	46	55	48

A4 
(-90,-173)

A3 
(90,-173)

Notes

- 1) Levels shown are maintained horizontal illuminance.
- 2) Based on a light loss factor of .80
- 3) Results are shown in units of footcandles.
- 4) Levels shown are taken 3 Feet above grade.
- 5) Includes effects of lamp operating position.
- 6) EPA does not include bracketry
- 7) Levels based on rated input voltage supplied to ballast

Luminaire Legend

Pole	Quantity	EPA[FT SQ]	Power[KVA]	Height
A1	20	66	32.2	80
A2	20	66	32.2	80
A3	20	66	32.2	80
A4	20	66	32.2	80

Drawing Number:	Drawn By:
SCC452AS	Approved:
Sheet 1 of 1	Date: 10/13/03
	Scale: 1 Inch = 100 Feet

TYPICAL 225 X 360 SOCCER FIELD
4 POLE 50FC LAYOUT